



AIR ACTIVITIES BADGE



Name:

Beaver Colony:

1

Make a paper dart out of paper and see how well it flies!


1

How to make a paper dart

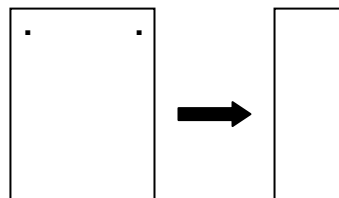
You will need:

- A4 paper
- Pencil

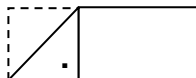
1) Take an A4 sheet of paper and put a dot on the top left and top right hand corners.



2) Fold the piece of paper in half lengthways.




3) Fold one of the corners with a dot on it down to the centre fold. Turn the paper over and do this with the other dotted corner as well.



4) Next fold one of the long edges down to the centre fold. Turn the paper over and do the same for the other long edge.



5) Hold the centre fold and open the wings. Now throw!!!



- Does your paper plane fly?
- Can you make your paper plane fly further?
- Would you change the design?

2

Find out about a particular aeroplane and tell others in the colony about it. Examples might be Concorde, Spitfire, Airbus, Lynx helicopter etc.

2

For this section you only need to find out about one of the aeroplanes (A, B or C). You have three to choose from.


(A) Walk to Hangar 1

Now you are in Hangar 1, find the **Westland Wessex HC.2 Helicopter**.



Look closely at the helicopter to find the answers to the following questions.

- 1) What colour is it? _____
- 2) How many wheels has it got? _____
- 3) What animal is painted on the helicopter's tail? _____
- 4) Draw the animal in the circle.



- 5) Find the identity number and fill in the missing numbers. X R _ _ _

Ask an adult to help you read the information on the board and then answer the following questions.

- 6) How many troops (soldiers) can the Westland Wessex carry? _____
- 7) How many engines does it have? _____

(B) Walk to Hangar 1

Now you are in Hangar 1, find the **De Havilland Comet**.




Look closely at the plane to find the answers to the following questions.

- 1) What colour is the stripe around the plane? _____
- 2) How many wheels has it got? (Count carefully!) _____
- 3) How many round windows are there? _____
- 4) What letters are written on the side of the plane? _____

Walk to the back of the plane.

- 5) Look up at the plane's tail. Can you see a symbol?

Draw the symbol in the circle.



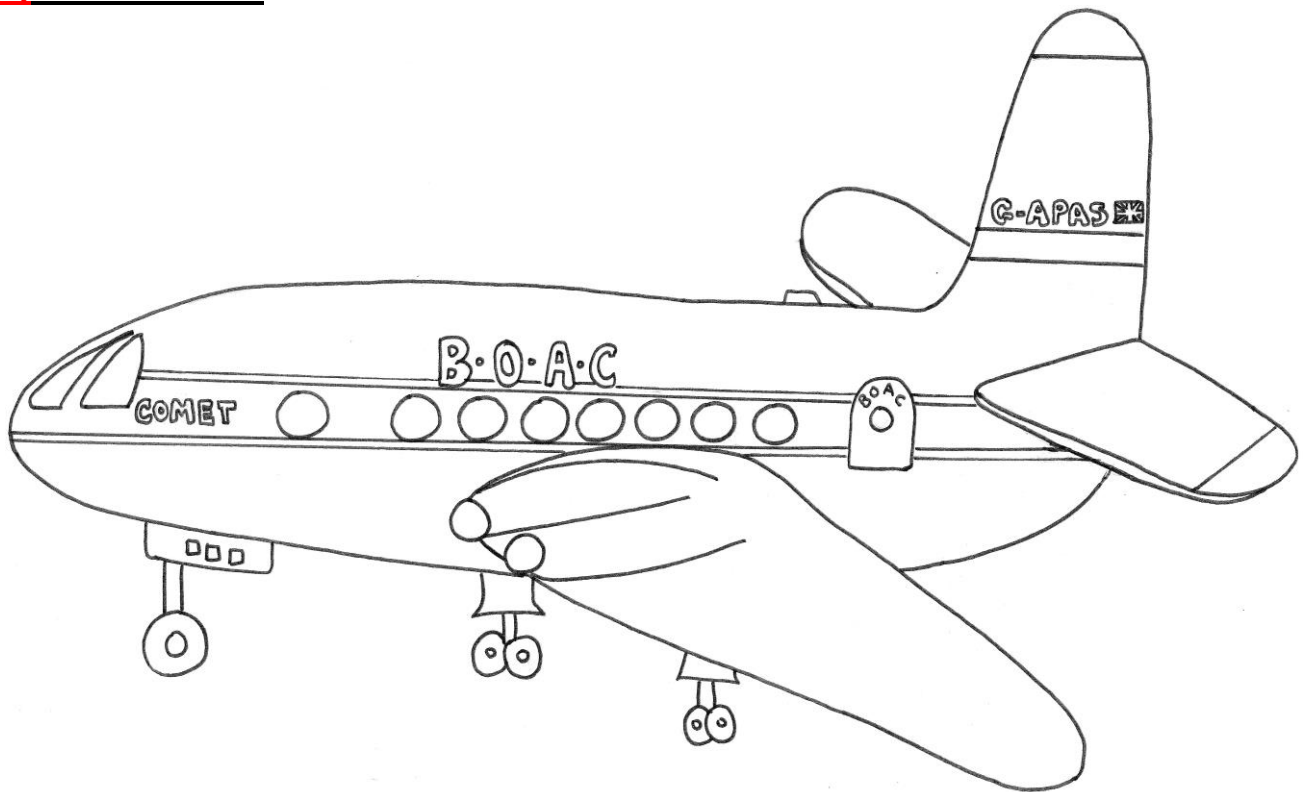
What does the symbol remind you of? _____

- 6) Find the identity number and fill in the missing letters. **G A** _ _ _

Ask an adult to help you read the information on the board and then complete the following sentence...

- 7) The De Havilland Comet was the first _____ to fly.

(B) Continued...



Look at the drawing of the De Havilland Comet.

8) Where would you sit if you were a passenger? Draw yourself sitting on the plane.

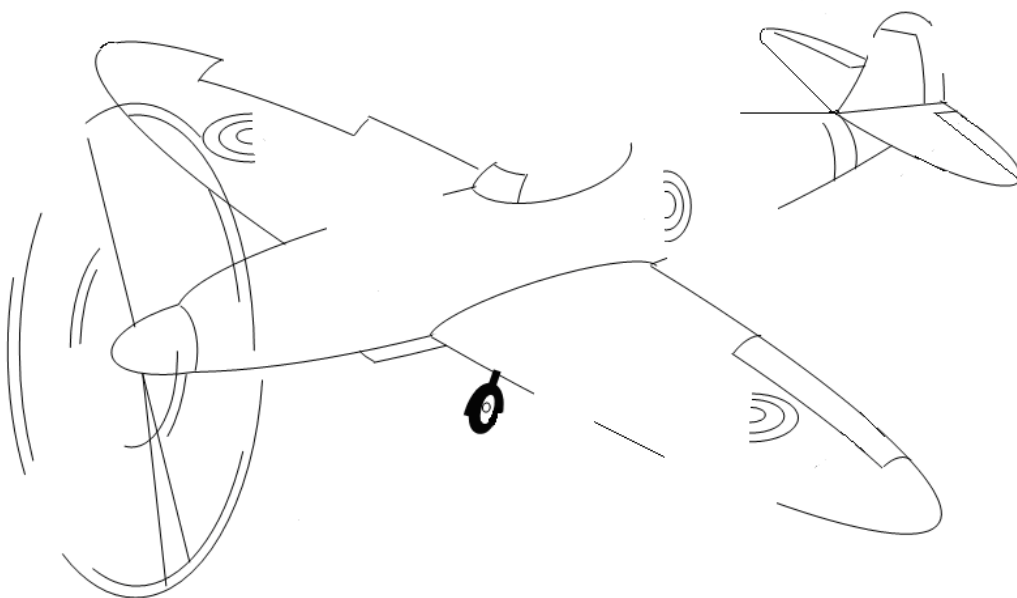
9) Draw where the pilot would sit.

(C) Walk to War in the Air

Now you are in War in the Air, find the **Spitfire**.



1) Complete the picture of the Spitfire below (draw on the missing lines).



Look closely at the Spitfire plane to find the answers to the following questions.

- 2) Why is the plane painted more than one colour? _____
- 3) How many propeller blades does it have? _____
- 4) How many pilots could fly in the Spitfire? _____

Walk to the back of the plane.

- 5) Look at the plane's tail. What animal is painted on it? _____
- 6) Find the identity number and fill in the missing numbers. **K 9** _ _ _

(C) Continued...

Ask an adult to help you read the information on the board and then answer the following questions.

7) When did the Spitfire first fly? _____

8) True or false. The Spitfire was a fighter plane. _____

By making the paper dart and finding the answers to the questions in either section A, B or C you have completed parts 1 and 2 of the Beaver Scout Air Activities badge.

There are still two more tasks you need to do to complete the badge. You could do these at the museum or at the next Colony meeting.

3

Talk to someone who has flown in a plane, helicopter or hot air balloon and find out what it was like.

3**4**

If you have already flown in a plane – tell others in the Colony what it was like. If not, tell them what they would like to fly in, and why.

4