



AIR ACTIVITIES BADGE



Name:
Beaver Colony:

1

Make a paper dart out of paper and see how well it flies

1

How to make a paper dart

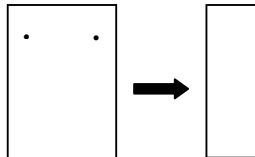
You will need:

- A4 paper
- Pencil

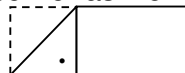
1. Take an A4 sheet of paper and put a dot on the top left and top right hand corners.




2. Fold the piece of paper in half lengthways.



3. Fold one of the corners with a dot on it down to the centre fold. Turn the paper over and do this with the other dotted corner as well.




4. Next fold one of the long edges down to the centre fold. Turn the paper over and do the same for the other long edge.



5. Hold the centre fold and open the wings. Now throw!!!

- Does your paper plane fly?
- Can you make your paper plane fly further?
- Would you change the design?



2

Find out about a particular aeroplane and tell others in the colony about it. Examples might be Concorde, Spitfire, Airbus, Lynx helicopter etc.

2

For this section you only need to find out about one of the aeroplanes. You have four to choose from.




Now you are in Milestones of Flight

Find the Eurofighter Typhoon. You will find it easier to view the Typhoon from the balcony.

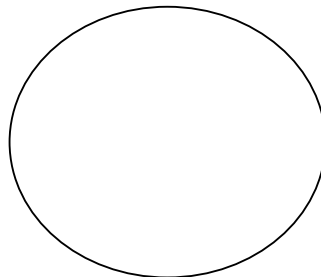


The Typhoon is the most up to date aircraft used by the Royal Air Force today.

1. How many people can fly in it? _____
2. Where on this picture do you think the pilot would sit? Draw an arrow.
3. The Typhoon can travel at twice the speed of sound. The shape of the aircraft is designed to make it extremely fast. Which of the following shapes most closely resembles that of the Typhoon?



4. Look at the symbol on the side of the aircraft. This symbol is of a 'game cock' and represents RAF personnel from No. 43 Squadron. Draw a picture of it in the space below.



5. What is the maximum speed of the Typhoon? (You will find the answer on the touch screen computer. Ask an adult to help you).

Zoom 5.5

30 miles per hour

220 kilometres per hour

Mach 2

Now walk to Bomber Command Hall.

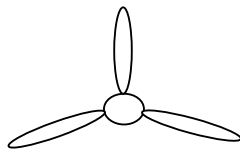
Find the Lancaster Bomber. The Lancaster was a famous aircraft from the Second World War.



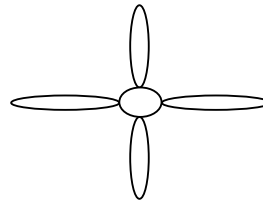
1. How many propellers does the Lancaster have? _____
2. Which propellers most closely resemble the ones on the Lancaster?



Two Bladed







Three Bladed



Four Bladed

3. Find the identity number on the aircraft and fill in the missing numbers.



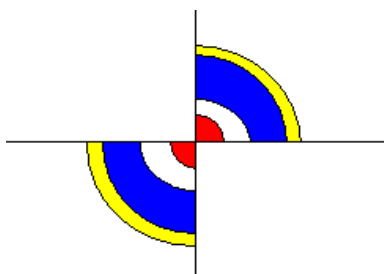
Ask an adult to help you read the information on the board and then answer the following questions.

4. What is the maximum speed of the Lancaster (in Kilometres per hour)? _____
5. How many crew members did it hold? _____

Finally...

6. A roundel is a symbol often seen on the side of aircraft. It shows us which country an aircraft belongs to. Below there is an RAF roundel which is on many of the aircraft throughout this museum.

However, some of our roundel is missing. Can you fill in the gaps?

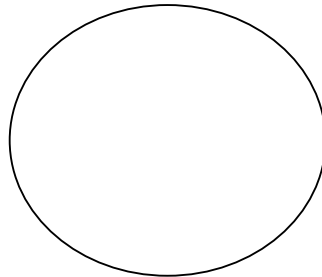


Now walk into Historic Hangars. Look for the section 'whirling rotors'

Find the Westland Wessex. It is quite hard to miss!



1. The helicopter is painted the colour of the Royal Squadron. What colours can you see on it? _____
2. This helicopter used to fly the Queen to public engagements. Can you find the symbol of the Royal Squadron? Draw it below.



3. The motto of the Queen's Squadron is written in Latin and means 'rally round comrades'. Complete its Latin name. A __ S T _ / C __ I _ E _
4. True or false. The Westland Wessex has 8 rotor blades? (Count carefully)
5. What material is it made from? _____

Ask an adult to help you read the information on the board and then answer the following questions.

6. In what year did the Queen first fly in this helicopter?

1066

1977

1642

1984

2012

3000 BC

7. How many years is it since the Wessex took its last flight? _____

8. How many years was this before you were born? _____

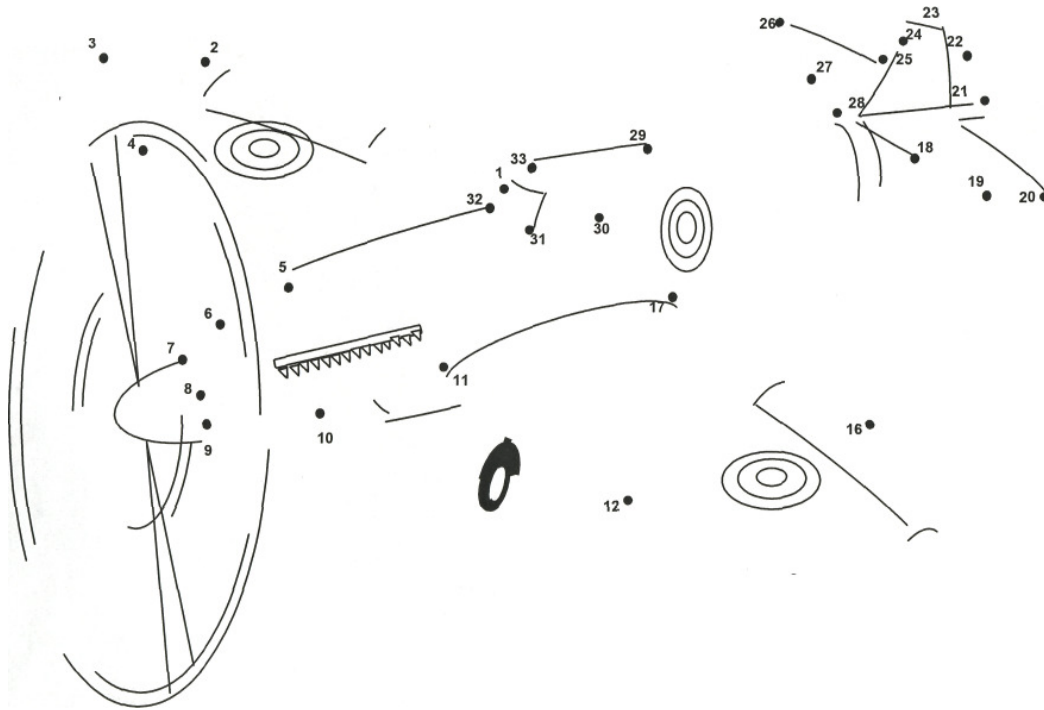
Finally, look for the 'Fighters' section.

Find the Supermarine Spitfire. There are 2 Spitfires in this hall - the mark Vb and F24. It does not matter which Spitfire you choose to investigate.

Look closely at a Spitfire plane and answer the following questions.



1. Which Spitfire have you chosen to learn about? _____
2. Why is the aircraft painted more than one colour? _____
3. How many propellers does it have? _____
4. How many people could fly in the Spitfire? _____
5. Fill in the dot to dot below.



6. What is the maximum speed of the Spitfire you have chosen? _____
7. Find the identity number. What is it?

BL614

PK724

A380

P450

By making the paper dart and finding the answers to the questions about any one of the aircraft you have completed parts 1 and 2 of the Beaver Scout Air Activities badge.

There are still two more tasks you need to do to complete the badge. You could do these at the museum or at the next Colony meeting.

3

Talk to someone who has flown in a plane, helicopter or hot air balloon and find out what it was like.

3

4

If you have already flown in a plane – tell others in the colony what it was like. If not, tell them what you would like to fly in and why.

4

COLOURING IN

