


Hangar 1 Trail (B)

1

The first thing you see in Hangar 1 is our **wall of hats**.

Choose your favourite hat and draw it in the box below.



What materials is it made of?

.....
.....

Why were these materials used?

.....
.....

2

This is the RAF Roundel – it shows which aircraft belong to the RAF.

In the box below, keep a tally of how many you see.



How many did you see?




3

This exhibition shows aircraft from the first 100 years of the RAF.

Can you find the oldest and newest aircraft in Hangar 1 and draw them in the boxes below?



Oldest

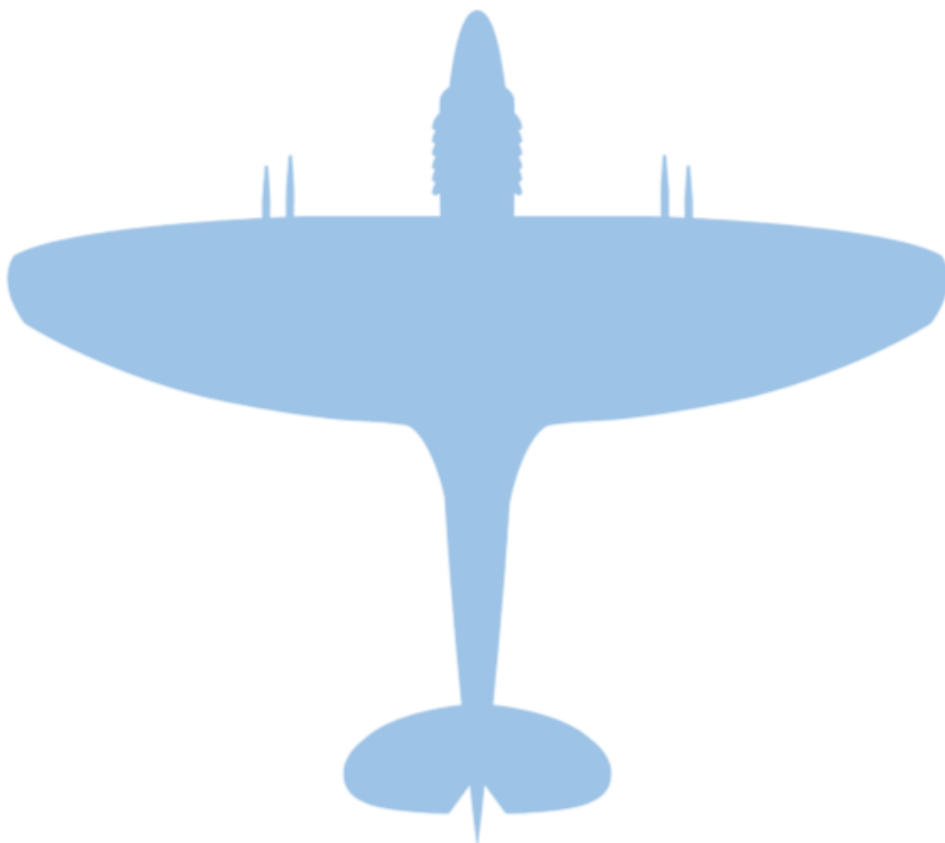


Newest

4

A **Spitfire** aircraft is symmetrical, which means it looks the same on both sides.

Can you draw the line of symmetry on the plane below?



5

The **Sea King** is a search and rescue helicopter.



Go up the steps and have a look inside. Find three things which would help the crew to rescue someone.

.....

.....

You can fit 22 people in the main part of the Sea King. If your class tried to get inside, how many people would not fit?

.....

6

Find a **green truck** near to the Sea King helicopter.

Can you see the number plate? Write the four numbers in the boxes below.

□ □ □ □

What three or four digit numbers can you make using just these numbers?

three digit numbers

four digit numbers

.....

.....

7

There are lots of jobs people can do in the RAF – see the box below for some examples.

Firefighter
 Musician
 Engineer
 Dentist

Find two more RAF jobs and write them in this box.
 (Hint – look at the cut-out pictures of the people in the exhibition)

Now write all of these jobs in alphabetical order in this box.

8



Find the part of the exhibition called 'The RAF in the World' (it's near to the Sea King steps). Find four different countries which the RAF has been to and write them below.

.....

.....

If you could go to any country in the world, which one would you go to and why?

.....

.....

Well done – you have completed the Hangar 1 trail!