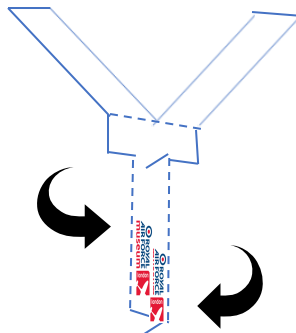


# Make: Helicopter Rotor Blades

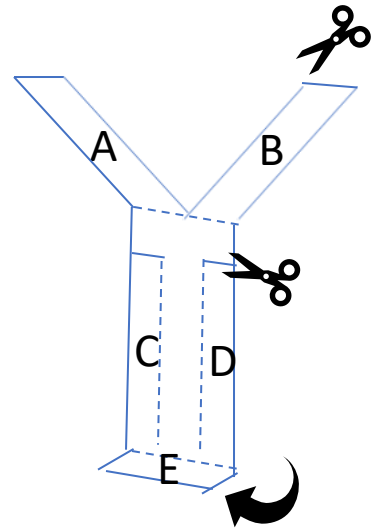


Sea King Search and Rescue Helicopter

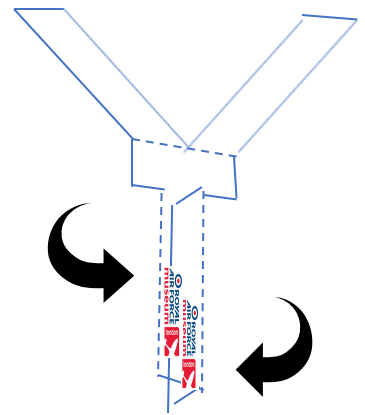


## Make your own set of Helicopter rotor blades

1. Cut out the rotor blade template
2. Cut along the solid line between A and B
3. Cut the two short solid lines at C and D
4. Fold E upwards on the dotted line



1. Fold D along the dotted line
2. Fold C on top of D



Drop your paper rotor blades from a height, they are pulled down to the ground by gravity.

By spinning, the rotor blades create a force called 'lift' which slows down the speed they fall.

