

Spitfire Activity

R.J Mitchell famously designed the Spitfire, and now you can build your own mini model! Arguably the most famous fighter aircraft of the Second World War, the Spitfire first flew in 1936. With its powerful Merlin engine, and R.J Mitchell's distinctive elliptical-wing design, the Spitfire soared through the air with remarkable speed.

Put your engineering skills to the test and print out the templates and follow the instructions to build a replica of a Spitfire!

You will need:

- Printed templates
- Scissors
- Glue stick

Note: ask for an adults help when using scissors.

Share your finished Spitfire with us on social media!



@rafmuseum


THE SPITFIRE FIGHTER AIRCRAFT WAS DESIGNED BY RJ MITCHELL AND FIRST FLEW IN 1936, SHORTLY BEFORE THE OUTBREAK OF THE SECOND WORLD WAR. K 5054 WAS THE VERY FIRST SPITFIRE PROTOTYPE.

1936 / Prototype / K 5054 SPITFIRE TYPE 300

FLIGHT MANUAL:



Hold the model at its nose, between your first finger and thumb, then gently throw it like a dart.



HOW DO I MAKE IT?

1. Cut-out all 9 pieces.
(Do not forget the cut into **THE SPINNER**!).
2. Fold all the dotted lines, to match the picture of the finished model.
3. Glue **A** under **B**. Glue **C** under **D**. Glue **E** under **F**.
4. Glue **THE PROPELLER (G)** onto **H**.
5. Glue **THE WINDSCREEN** corners onto **I**.
6. Glue **THE TAIL PLANE** together (but not the wings!) and glue it each side of **J**.
7. Glue **K** onto **D**. Glue **L** onto **B**.
8. Now glue the **LOWER WINGS** under the upper ones.
9. Fold both engines together and glue them closed.
10. Glue the **SMALL ENGINE** onto the middle of the **BIG ENGINE**.
11. Glue the **BIG ENGINE** under the **M** area.
12. Glue **N** onto **M**.
13. Glue **THE SPINNER** together over **O** to make a cone.
14. Glue **P** onto **Q**. Glue **R** onto **N**.
15. Glue **S** onto **T**. Glue **U** onto **V**. Glue **W** onto **X**.
16. **THE UNDERCARRIAGE (Z)** onto **Y**.

*make and fly
THIS ICONIC AIRCRAFT*



CUT

..... FOLD



GLUE

APPROX. SCALE: 1/40


© O. Dorell. Copyright 2020. All rights reserved.

1936 / Prototype / K 5054


SPITFIRE TYPE 300



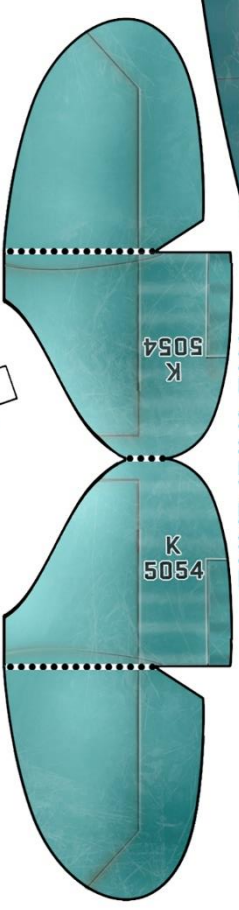
THE PROPELLER



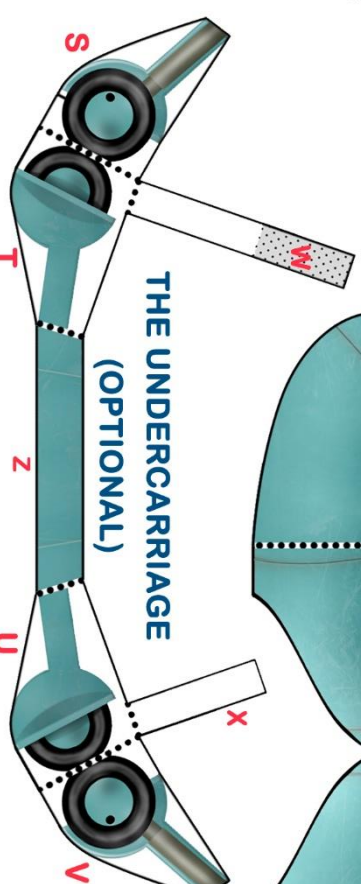
THE WINDSCREEN



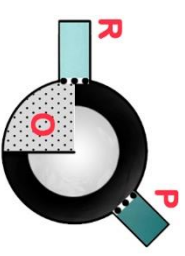
LOWER WINGS



THE TAILPLANE



THE UNDERCARRIAGE (OPTIONAL)



THE SPINNER

[illegible]