



Challenge Badge



Fun 'n' Flight Challenge Badge

This challenge was developed by Girlguiding Shropshire and the RAF Museum Cosford; it can be used for any section but works best with Rainbows and Brownies.

The challenge badge is split down into 4 sections;

- Visit
- Crafts
- Make and Fly
- Do

A trip to the RAF Museum Cosford and completion of this trail will fulfil one section – Visit. Please see <http://www.girlguidingshropshire.org.uk/leaders-resources/> for how to complete the remaining three sections.

Challenges should be completed for each section and we recommend the following numbers should be completed for the badge, however, please feel free to adapt to the needs of your unit.

- Rainbows 8 challenges
- Brownies 10 challenges
- Guides 12 challenges

Badges can be ordered from the Badge Secretary.

Cost for badges is £1 each.

<http://www.girlguidingshropshire.org.uk/>

VISIT

(RAF Museum Cosford)


 Walk to Hangar 1 and find the **Westland Wessex HC.2 Helicopter**.



Look closely at the helicopter to find the answers to the following questions.

- 1) What colour is it? _____
- 2) How many wheels has it got? _____
- 3) What animal is painted on the helicopter's tail?

- 4) Draw the animal in the circle.



- 5) Find the identity number and fill in the missing numbers. **X R** ___ ___ ___



In Hangar 1, find the **De Havilland Comet**



Look closely at the plane to find the answers to the following questions.

1) What colour is the stripe around the plane?

2) How many wheels has it got? (Count carefully!) _____


3) How many round windows are there? _____

4) What letters are written on the side of the plane? _____

Walk to the back of the plane.


5) Look up at the plane's tail. Can you see a symbol?

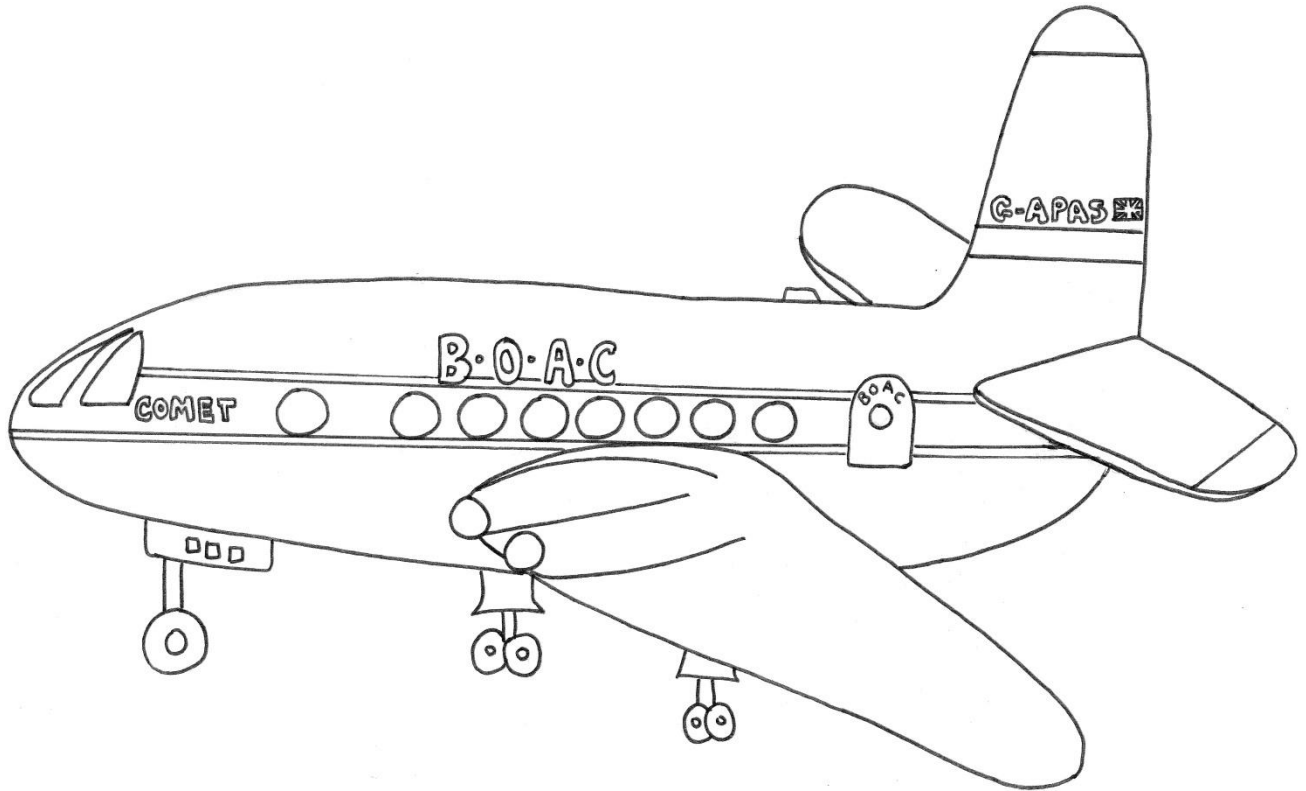
Draw the symbol in the circle.



What does the symbol remind you of?

6) Find the identity number and fill in the missing letters. **G A** _ _ _

 Look at the drawing of the De Havilland Comet.



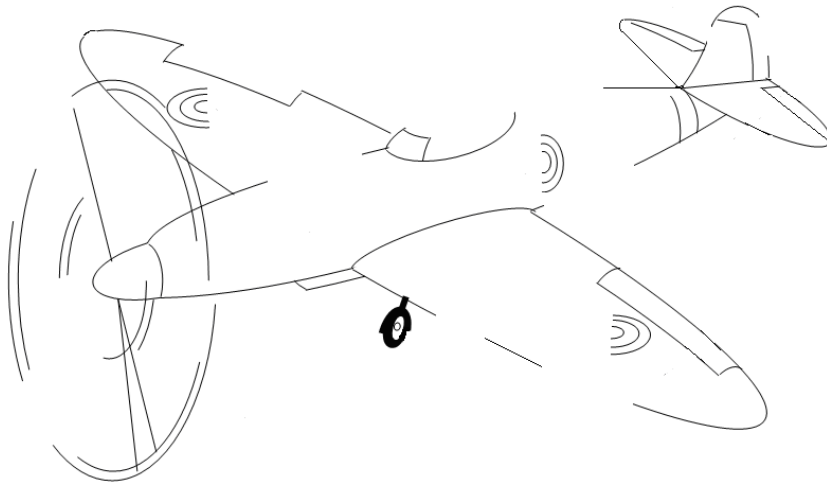
Where would you sit if you were a passenger? Draw yourself sitting on the plane and where the pilot would sit?



Walk to the War in the Air Hangar and find the **Spitfire**



1) Complete the picture of the Spitfire below (draw on the missing lines).



Look closely at the Spitfire plane to find the answers to the following questions.

2) Why is the plane painted more than one colour?

3) How many propeller blades does it have? _____

4) How many pilots could fly in the Spitfire? _____

Walk to the back of the plane.


5) Look at the plane's tail. What animal is painted on it?

6) Find the identity number and fill in the missing numbers. **K 9** _ _ _



Walk to National Cold War Exhibition, can you help us identify the objects shown? Keep your eyes peeled for important clues like colour and shape.

There are boxes for you to write down the name of the exhibit. Use the letters in the boxes to spell out a secret word.











**SECRET WORD
ANSWER:**



On the lower level find the Berlin hotspot – on the side of it you will discover a piece of the Berlin Wall – draw what you can see in the box below:





Parts of an Aeroplane – fill in the spaces on the aeroplane using the words below:

Fuselage – the body of an aeroplane

Wing – the part which supports the aeroplane when flying

Tailplane – small horizontal wing at the tail of the aeroplane

Fin – the upright surface on the tail

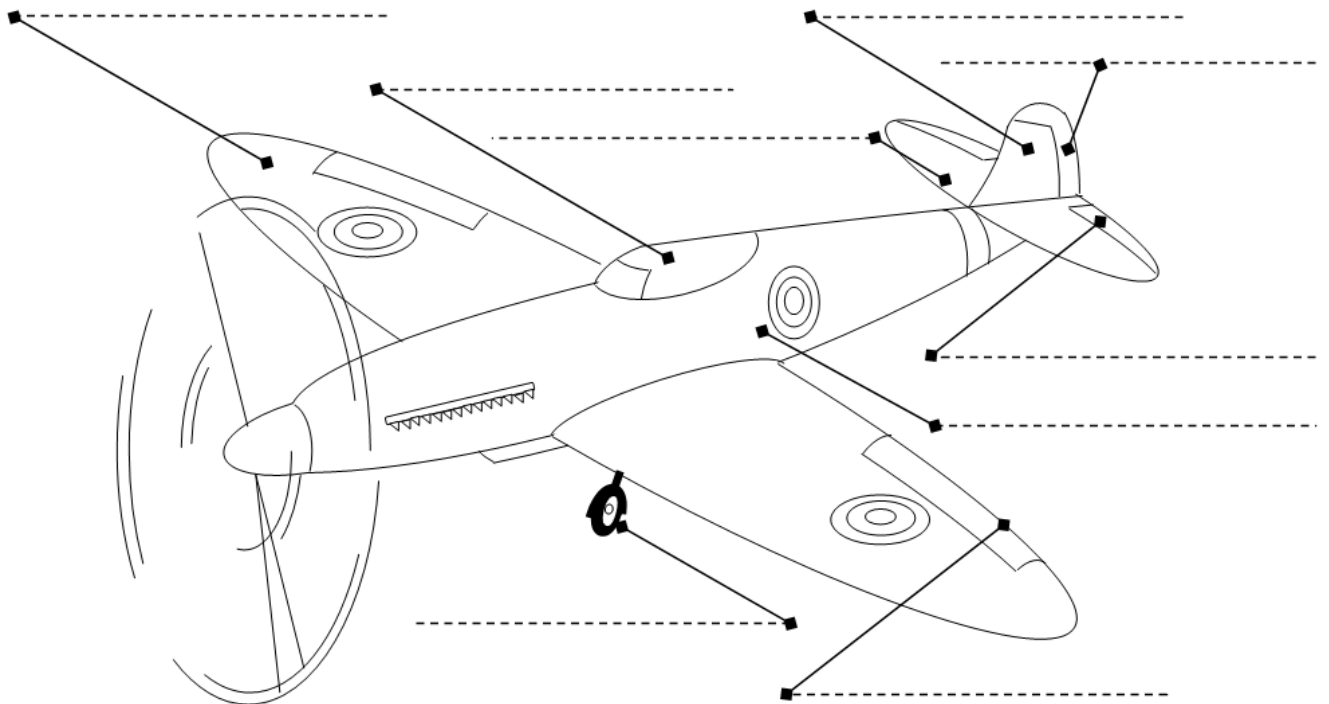
Undercarriage – the landing gear and wheels

Cockpit – where the pilot sits

Rudder – hinged rear part of the fin which helps the pilot to steer



Aileron – hinged rear edge of the wing

Elevator – hinged rear part of the tailplane





Weather and Flight: match each weather condition to the correct statement about flight



Perfect for gliding

De-ice aircraft before flight

Wait for improved visibility before taking off

Clear runway before aircraft land or take off

Ideal conditions for ballooning

Bumpy conditions for flight



Using your footsteps how many steps is the wing of the Hercules, parked outside Hangar One on the grass _____