



Stage 2 Answers



Name:

Pack:

1

Section 1: Airfields Can Be Dangerous Places!

Know the dangers involved in visiting an airfield.

Read the statements below and tick the correct answer.

1. An aeroplane on the ground is taxiing towards you. Should you...?

- Run Away?
- Stand Still?
- Lie Down?

2. You should never drop litter, but why is it especially important not to drop litter on an airfield?

- It makes the airfield look untidy?
- Rubbish might blow off the airfield into someone's garden?
- Pieces of litter could get sucked into jet engines and damage them?

3. A winch cable, for launching gliders, is lying on the ground. Should you...?

- Leave it alone?
- Pick it up and practice tying knots with it?
- Attach it to something, such as another scout?

4. A jet aeroplane is standing on the tarmac with its engine running. Where is safe to stand?

- In front of the jet intake.
- Behind the jet exhaust.
- To the side of the aircraft and well clear.

5. You are waiting for a helicopter to land. Should you...?

- Stand on the spot where it is going to land so that you get a good view?
- Run towards it as it descends?
- Keep well away and wait for the rotors to stop and the pilot to signal it's safe before you approach it?

6. You see a red triangle near the cockpit of a jet aeroplane. What does it mean?

- Ejector seat.
- Don't climb on the aircraft.
- Nothing – it's just a pretty pattern.

7. A light aircraft is being serviced in a hangar. Is it safe to...?

- Turn the propeller by hand?
- Get into the cockpit and try the controls?
- Assume that the aircraft is a dangerous place and keep well clear?

2

Section 2: Visit an Air Museum

By visiting the RAF Museum, Cosford you have completed Section 2 of your Air Activities Badge

3

Section 3: Activities

For Section 3 you will need to complete 3 activities.

Activity 3A: Parts of an Aeroplane

Correctly label the aeroplane diagram below with the following terms:

Fuselage – the body of an aeroplane

Wing – the part which supports the aeroplane when flying

Tailplane – small horizontal wing at the tail of the aeroplane

Fin – the upright surface on the tail

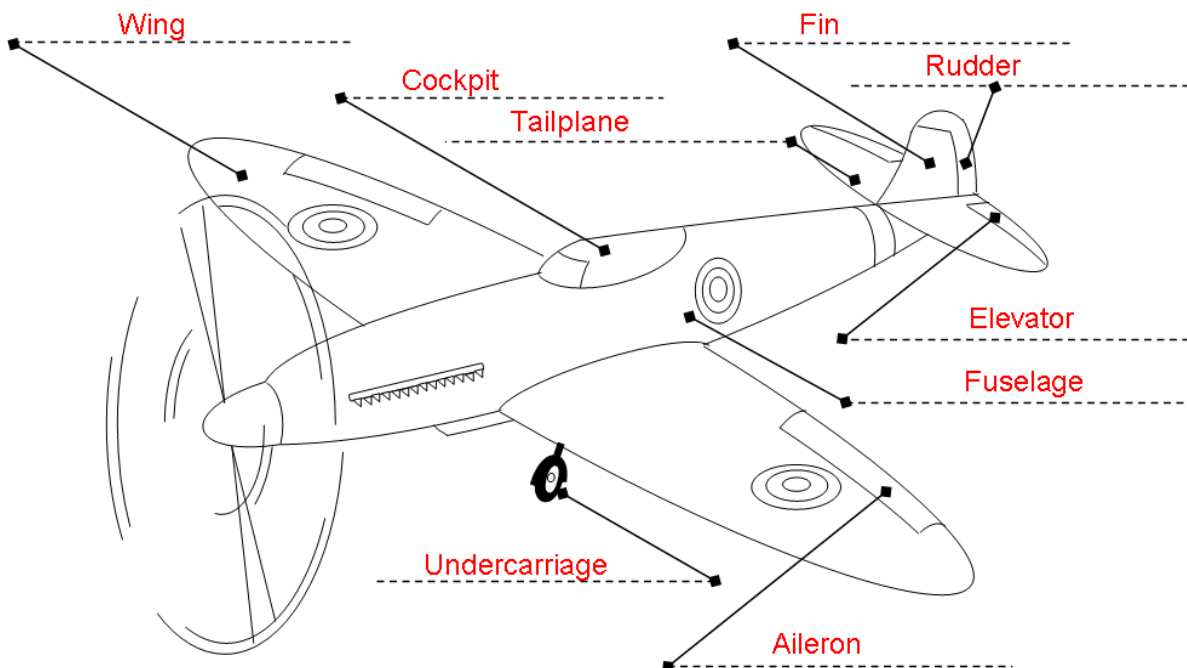
Rudder – hinged rear part of the fin which helps the pilot to steer

Aileron – hinged rear edge of the wing

Elevator – hinged rear part of the tailplane

Undercarriage – the landing gear and wheels

Cockpit – where the pilot sits



Activity 3B: Identifying Aircraft

Find examples of the different types of aircraft listed below:

All flying machines are **aircraft**.

Aircraft can be **lighter** than air or **heavier** than air.

Balloons and **airships** are filled with gas or hot air which is lighter than the air around them.

Gliders use rising currents of air to stay up.

Aeroplanes use the shape of their wings to obtain lift.

Some aeroplanes have more than one set of wings. One set of wings is a **monoplane**. Two sets of wings is a **biplane**.

Helicopters have **rotary wings** which lift the aircraft by whirling round.

Fill in the name of an aircraft in the Museum that is an:

Airliner e.g. **De Havilland Comet**

Biplane e.g. **Hawker Hind**

Monoplane with propeller e.g. **Supermarine Spitfire**

Twin engined aeroplane e.g. **Avro Anson**

Jet-propelled aeroplane e.g. **MIG 15**


Helicopter e.g. **Westland Dragonfly**

Flying Boat e.g. **Consolidated Catalina**


Four engined aeroplane e.g. **Avro Lincoln**

Activity 3C: Weather and Flight

Match each weather condition to the correct statement about flight



Thick Fog



Warm Sun



Temperature below freezing at ground level



Thunder and Lightning



Very Strong Winds



Snow

Perfect for gliding

De-ice aircraft before flight

Wait for improved visibility before taking off

Clear runway before aircraft land or take off

Ideal conditions for ballooning

Bumpy conditions for flight

